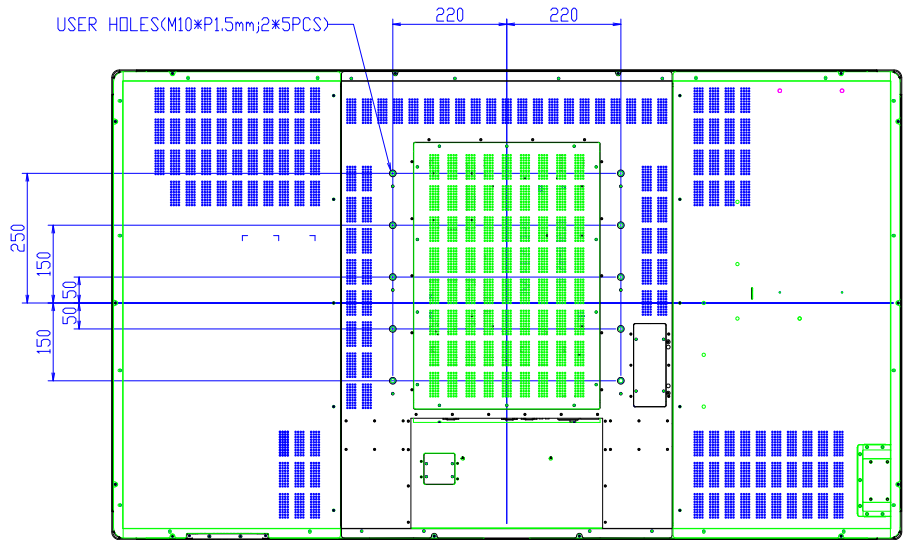
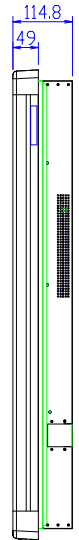
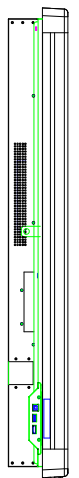

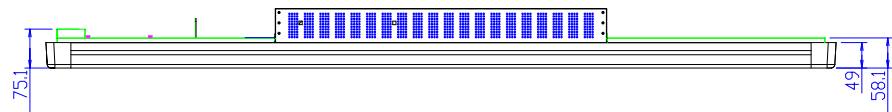
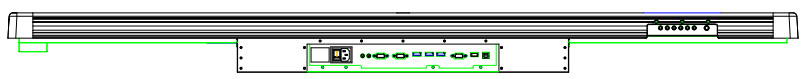


ITEM	PART NO	PART NAME	QTY	COLOR	ART WORK
1		GT65S06-E(NARROW)	1	BLACK	NA



SCALE 1:10



REFERENCE TOLERANCE				
RANGE	TOL±	TOL±	TOL±	TOL±
0.5-3	± 0.05	± 0.1	± 0.2	-
3-6	± 0.05	± 0.1	± 0.3	± 0.5
6-30	± 0.1	± 0.2	± 0.5	± 1
30-120	± 0.15	± 0.3	± 0.8	± 1.5
120-400	± 0.2	± 0.5	± 1.2	± 2.5
400-1000	± 0.3	± 0.8	± 2	± 4
1000-2000	± 0.5	± 1.2	± 3	± 6
2000-4000	-	± 2	± 4	± 8
ANGLE	± 1'	± 1'	± 1'30'	± 3'

1	▲	Cancel the design for OPS and stand.	2014/04/28	jack.hsu	
ITEM	Rev.	DESCRIPTION	DATE	SIGN	REMARK
		MODEL GT65S06-E(NARROW)		AI	07-Dec-2012
DRN	Jack.Hsu	MATERIAL	METAL	REV	DESCRIPTION
DSN		FINISH	PAINING		DATE
CKD					
APPD					
					DIM IN mm DON'T SCALE DWG
				SHEET 1 OF 1	
				DRAWING NO	ASSY_ME_GT65MSQ