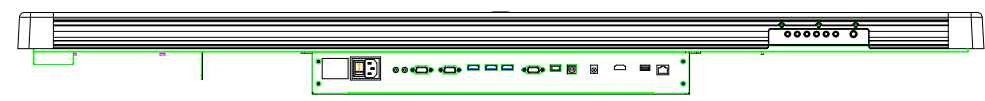
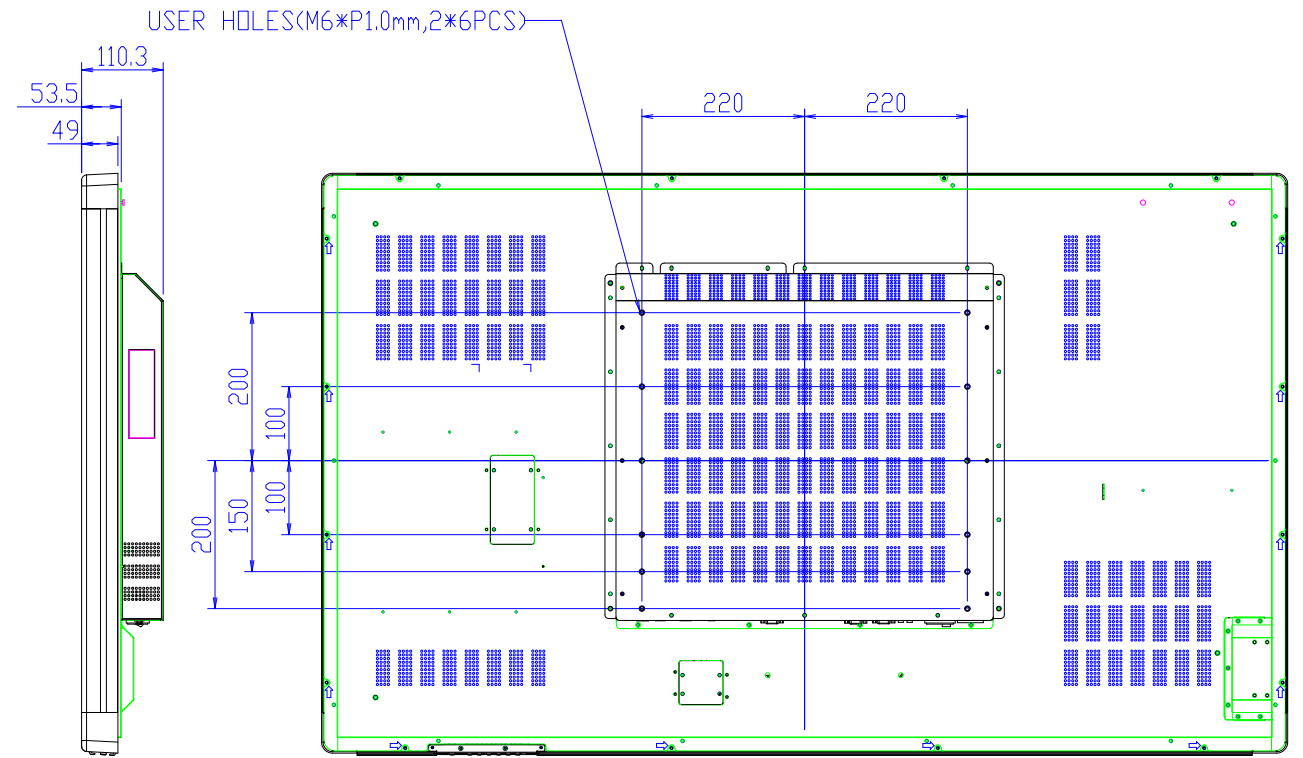

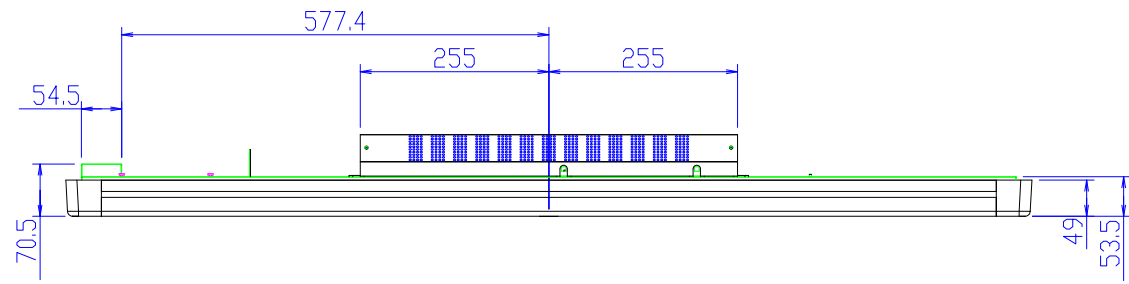


ITEM	PART NO	PART NAME	QTY	COLOR	ART WORK
1		GT55S06-E	1	BLACK	NA



REFERENCE TOLERANCE				
RANGE	TOL±	TOL±	TOL±	TOL±
0.5~3	± 0.05	± 0.1	± 0.2	-
3~6	± 0.05	± 0.1	± 0.3	± 0.5
6~30	± 0.1	± 0.2	± 0.5	± 1
30~120	± 0.15	± 0.3	± 0.8	± 1.5
120~400	± 0.2	± 0.5	± 1.2	± 2.5
400~1000	± 0.3	± 0.8	± 2	± 4
1000~2000	± 0.5	± 1.2	± 3	± 6
2000~4000	-	± 2	± 4	± 8
ANGLE	± 1'	± 1'	± 1° 30'	± 3'

ITEM	Rev.	DESCRIPTION	DATE	SIGN	REMARK
MODEL	GT55S06-E	NAME	GT55S06-E	A0	26-Mar-2014
DRN	jack.hsu	MATERIAL	METAL	REV	DESCRIPTION
DSN		FINISH	PAINTING		DATE
CKD					
APPD					

DIM IN	mm	DON'T SCALE DWG
SHEET	1	OF 1
DRAWING NO	ASSY ME GT55S06	